

DAC

User Guide

Retail Shelf Labels

Table of Contents

- Retail Shelf Labels1
- Table of Contents2
- Working With Retail Shelf Labels3
 - Working With Retail Shelf Label Batches4
 - Automatically Creating Shelf Label Batch Records6
 - Manually Creating Shelf Label Batch Records11
 - Editing Shelf Label Batch Records.....14
 - Copying Shelf Label Batch Records.....17
 - Printing Retail Shelf Labels20
 - Retail Shelf Label Version 123
 - Retail Shelf Label Version 224
 - Retail Shelf Label Version 325
 - Retail Shelf Label Version 426
 - Retail Shelf Label Version 527
 - Retail Shelf Label Version 628
 - Retail Shelf Label Version 729
 - Retail Shelf Label Version 830
 - Retail Shelf Label Version 931
 - Retail Shelf Label Version A.....32

Working With Retail Shelf Labels

The Label Menu screen (option 9 of the Reports screen) is used to print the following labels:

- Warehouse bin labels - There are 13 versions of the bin label, and all but one require the use of a printer with IPDS (intelligent printer data stream) capability. Refer to the Warehousing document for information about printing bin labels, and examples of the labels in the document.
- Retail shelf labels - There are 10 versions of the retail shelf label, and each one requires the use of an IPDS printer. Refer to the instructions below for information about creating retail shelf label batches, and printing shelf labels. Also included below are examples of the labels.
- Customer address labels - Refer to the Customer File Maintenance document for information about printing customer addresses labels.
- Vendor address labels - Refer to the Vendors document for information about printing vendor addresses labels.

Refer to Printing Pick Lists of the Billing document for information about printing case labels, tote labels and pick stickers (also called retail stickers).

Working With Retail Shelf Label Batches

The Work With Retail Label Batches application is used to create the batch records that are required for printing retail shelf labels.

Of the 10 available versions of retail shelf labels, most are printed with EAN8 bar codes on 8-1/2" by 11" sheets containing 52 labels (4 across and 13 down). The exceptions are noted with the examples found below. All versions require the use of a printer with IPDS (intelligent printer data stream) capability.

The retail prices printed on shelf labels are based on a retail contract if one exists; otherwise, the value of an item's MSRP is used. If version 6 of the retail shelf label is used, the user may designate that the retail price be calculated for the item's unit of measure 1 regardless of the unit designated in the retail contract.

Retail shelf label batch records can be created automatically or manually as described below:

- The Retail Shelf Label Prompt screen can be used to automatically create the batch records. As described in the instructions below, the records can be generated for items based on criteria related to price changes, a date range and vendor.
- The **Auto Retail Label Time** field of the SYS014 default system option can be used to automatically generate the batch records when printing pick lists or invoices. Refer to the DAC Default System Options document for additional information.

This method of automatically generating batch records is limited to only items with price changes, for only customers who request labels, and to customers and items for which customer/item records exist.

Refer to Working With Customers of the Customer File Maintenance document for information about the **Retail Labels?** field. Refer to Working With Customer/Item Records of the Billing File Maintenance document for information about adding customer/item records.

- The **Auto Generate Retail Label Batches** field of the SYS014 default system option can be used to automatically generate the batch records when a customer's retail prices change.

This method of automatically generating batch records is limited to only items with retail price changes, and for only customers who request labels. Contact CDR support personnel for information about setting up and scheduling the program required to use this method.

- The Edit Shelf Label Batch screen can be used to manually create the batch records for a limited number of items. Refer to Manually Creating Shelf Label Batch Records below for additional information.

Users also have the option of generating and printing a batch of retail shelf labels when printing Future Price Changes reports. Refer to Printing Future Price Changes Reports of the Customer File Maintenance document for additional information.

Automatically Creating Shelf Label Batch Records

The instructions below describe using the Retail Shelf Label Prompt screen to automatically create the batch records that are required for printing retail shelf labels.

```
User: JEANNINE           Menu: RPCV1           Date: 1/29/07

======> R E P O R T S <=====
=====
|||||
THE  ||           1. Customer Reports
DAC  ||           2. Item Reports
SYSTEM ||         3. A/R Reports
|||||           4. Billing Reports
|||||           5. Inventory Reports
|||||           6. Purchasing Reports
|||||           7. Tax Reports
|||||           8. Sales Analysis Reports
|||||           9. Labels
|||||          10. Order Books

                          M E N U   C A L L S
19. Credit Reports        20. Salesman Reports        21.
22.                      23. Dac Main Menu           90. Sign Off

=====
COPYRIGHT @1992-2004@ Creative Data Research, Inc.

==>
```

1. Select option 9 (Labels) from the Reports screen. The Label Menu screen appears.

```
User: JEANNINE           Menu:LBLCV1           Date: 1/29/07

======> L A B E L   M E N U <=====
=====
|||||
THE  ||           1. Warehouse Bin Label
DAC  ||           2. Retail Shelf Label
SYSTEM ||         3. Customer Address Label
|||||           4. Vendor Address Label
|||||           5. Work With Retail Label Batches
|||||           6. Work With Bin Label Batches

                          M E N U   C A L L S
19.                      20.                      21.
22.                      23. Dac Main Menu           90. Sign Off

=====
COPYRIGHT @1992-2004@ Creative Data Research, Inc.

==>
```

2. Select option 5 (Work With Retail Label Batches) from the Label Menu screen. The Work With Shelf Labels screen appears with shelf label batch records if any were previously created.

```

GSTQDFR   DISPLAY Creative Data Research           1/29/07  9:15:51
                Work with Shelf Labels
Batch User Id  Date  Cust # Whs.   Source  Status
                                     Label Version 1
                                     Customer Info Y/N Y

Type options, press Enter.
2=Edit Batch  E=Edit Batch Desc.  P=Mark for Print  U=Unmark  C=Copy
? User ID    Date  Cust #      Name
JEANNINE    1/15/07  42705 STOP 'N' GO EADS           B  C
          Batch Description: Version 5

F3=Exit  F8=Manually Create Batch  F10=Auto Create Batch  F6=Print

```

The default value of the **Label Version** field is designated by the value of the **Demand Retail Label** field of the SYS014 default system option. Refer to the DAC Default System Options document for additional information.

```

GSTQDFR   DISPLAY Creative Data Research           1/29/07  9:15:51
                Work with Shelf Labels
Batch User Id  Date  Cust # Whs.   Source  Status
                                     Label Version 1
                                     Customer Info Y/N Y

Type options, press Enter.
2=Edit Batch  E=Edit Batch Desc.  P=Mark for Print  U=Unmark  C=Copy
? User ID    Date  Cust #      Name
JEANNINE    1/15/07  42705 STOP 'N' GO EADS           B  C
          Batch Description: Version 5

F3=Exit  F8=Manually Create Batch  F10=Auto Create Batch  F6=Print

```

1. Press <F10> (Auto Create Batch). The Retail Shelf Label Prompt screen appears.

```

GSTUPVR   ENTER  Creative Data Research, Inc.      5/13/08  9:28:40
                Retail Shelf Label Prompt

Type choices, press Enter.

Customer Number          Create For All Customers Who Get Labels?

Item Selection Type      (A=Authorized,P=Purchased,Blank=All)
Date Selection Type     P (N=New Items,P=Price Change,R=MSRP Change)
                        (C=Price Or Base Cost Change)
From                    to
Sort Option . . . . . S (S=Sales Class P=Product Heading)

Restrict To Vendor
Beginning Class

Ending Class

Batch Description:
Print Retail
UPC to Print          1-4

F3=Exit  F4=Search  F10=Create Label Records

```

2. To create a single batch for an individual customer, enter the desired customer number for the **Customer Number** (6,n) field, or press <F4> to select a number from the Select Customer Master screen.

Unlike the **Create For All Customers Who Get Labels?** field described below, a single batch can be created for an individual customer regardless of the value entered for the **Retail Labels?** field of the customer's record.

3. If necessary, enter one of the following values for the **Item Selection Type** (1,a) field to limit the items of the batch:
 - *A* (Authorized) - only items authorized for purchase by a customer are included in the batch. Refer to Working With Customer/Item Records of the Billing File Maintenance document for information about entering 2 (Authorized, Don't Print In Book) or 3 (Authorized, Print In Book) in the **Authorized Flag** field of customer/item records.
 - *P* (Purchased) - only items previously purchased by the customer are included in the batch.
4. Enter one of the following values for the **Date Selection Type** (1,a) field to select the criteria for which a date range is designated using the **From** and **To** (6,n) fields:
 - *N* (New Items) - an item is included in the batch if it was added by a DAC user during the designated date range.
 - *P* (Price Change) - an item is included in the batch if its prices or costs were changed using the Global Price Changes applications during the designated data range. Refer to Working With Price Maintenance of the Item File Maintenance document for additional information.
 - *R* (MSRP Change) - an item is included in the batch if its default retail price was changed during the designated data range. This applies to changes made using the Global Price Changes applications, or made directly to the **MSRP** field of the item's record.
 - *C* (Price or Base Cost Change) - an item is included in the batch if its default wholesale price or base cost were changed during the designated data range. This applies to changes made using the Global Price Changes applications, or made directly to the **List Price** or **Base Cost** fields of the item's record.
5. To create individual batches for multiple customers, press <Enter> and enter *Y* for the **Create For All Customers Who Get Labels?** (1,a) field. A batch will be created only for the customers with the value *Y* entered for the **Retail Labels?** field of the customer's record. Refer to Working With Customers of the Customer File Maintenance document for additional information.
6. Enter one of the following values for the **Sort Option** (1,a) field:
 - *S* (Sales Class) - the items included in the batch are sorted by sales class number.

If *S* is entered for the **Sort Option** field, values should be entered for the **Beginning Class** and **Ending Class** (5,n) fields to designate the items included in the batch by sales class. If necessary, press <F4> to select a number from the Select Sales Class Master screen.

If the items included in the batch should not be limited by sales class, leave the **Beginning Class** field blank, and enter 99999 for the **Ending Class** field.

- *P* (Product Heading) - the items included in the batch are sorted by book heading code.

If *P* is entered for the **Sort Option** field, values should be entered for the **Beginning Product Heading** and **Ending Product Heading** (4,a) fields. If necessary, press <F4> to select a number from the Select Book Heading screen.

If the items included in the batch should not be limited by book heading, leave the **Beginning Product Heading** field blank, and enter 9999 for the **Ending Product Heading** field. Note: Book heading codes are entered as alphanumeric characters; therefore, users should enter preceding zeros. For example, 0010 should be entered to designate the number 10.

7. To designate that only items of a specific vendor are included in the batch, enter a vendor code for the **Restrict To Vendor** (6,a) field. If necessary, press <F4> to select a vendor code from the Select Vendor Master screen.
8. Enter a description of the retail shelf label batch for the **Batch Description** (35,a) field.
9. To designate if retail prices will appear on the labels when they are printed, enter *Y* (yes) or *N* (no) for the **Print Retail** (1,a) field. Note: Retail prices cannot be printed on label version 2 . Refer to Printing Retail Shelf Labels below for additional information.
10. To designate which UPC numbers will appear on the labels when they are printed, enter 1, 2, 3 or 4 for the **UPC To Print** (1,n) field.

Note: UPC numbers can be printed only on label version 1, 5 and 6. If the **UPC To Print** field is left blank, the standard selling level's UPC is printed for version 1 and 5. If version 6 is used, the UPC for unit of measure 1 is always printed.

11. Press <F10> (Create Label Records) when data entry is complete.

```
GSTUPVR  ENTER  Creative Data Research, Inc.      5/13/08 11:39:24
                        Retail Shelf Label Prompt

Type choices, press Enter.

Customer Number 100003 Create For All Customers Who Get Labels?

Item Selection Type (A=Authorized,P=Purchased,Blank=All)
Date Selection Type P (N=New Items,P=Price Change,R=MSRP Change)
                  (C=Price Or Base Cost Change)
From 50508 to 51208
Sort Option . . . . S (S=Sales Class P=Product Heading)

Restrict To Vendor
Beginning Class

Ending Class 99999

Batch Description: Bob's Shell
Print Retail
UPC to Print 1-4

F3=Exit F4=Search F10=Create Label Records
```

12. Press <Enter> when prompted to confirm. The Work With Shelf Labels screen appears.

For information about printing the labels, refer to Printing Retail Shelf Labels below.

To review or change a retail shelf label batch before printing the labels, refer to Editing Shelf Label Batch Records below. Refer to Copying Retail Shelf Label Batches for information about copying batch records for the same or another customer.

Manually Creating Shelf Label Batch Records

The instructions below describe using the Edit Shelf Label Batch screen to manually create batch records for printing retail shelf labels for a limited number of items.

```
User: JEANNINE          Menu: RPCV1          Date: 5/28/08
===== > R E P O R T S < =====
|||||||
THE  ||          1. Customer Reports
DAC  ||          2. Item Reports
SYSTEM ||        3. A/R Reports
|||||||          4. Billing Reports
|||           5. Inventory Reports
||           6. Purchasing Reports
||           7. Tax Reports
||           8. Sales Analysis Reports
||           9. Labels
||          10. Order Books

M E N U   C A L L S
19. Credit Reports      20. Salesman Reports      21.
22.                    23. Dac Main Menu        90. Sign Off

=====
COPYRIGHT @1992-2004@ Creative Data Research, Inc.
==>
```

1. Select option 9 (Labels) from the Reports screen. The Label Menu screen appears.

```
User: JEANNINE          Menu:LBLCV1          Date: 5/28/08
===== > L A B E L   M E N U < =====
|||||||
THE  ||          1. Warehouse Bin Label
DAC  ||          2. Retail Shelf Label
SYSTEM ||        3. Customer Address Label
|||||||          4. Vendor Address Label
|||           5. Work With Retail Label Batches
||           6. Work With Bin Label Batches

M E N U   C A L L S
19.                    20.                    21.
22.                    23. Dac Main Menu        90. Sign Off

=====
COPYRIGHT @1992-2004@ Creative Data Research, Inc.
==>
```

2. Select option 5 (Work With Retail Label Batches) from the Label Menu screen. The Work With Shelf Labels screen appears.

```

GSTQDFR   DISPLAY Creative Data Research           2/05/07 14:43:53
                Work with Shelf Labels
Batch User Id  Date  Cust # Whs.   Source  Status
                Label Version 1
                Customer Info Y/N Y

Type options, press Enter.
2=Edit Batch  E=Edit Batch Desc.  P=Mark for Print  U=Unmark  C=Copy
? User ID    Date  Cust #         Name
JEANNINE    1/15/07 42705 STOP 'N' GO EADS          B  C
                Batch Description: Version 5

F3=Exit  F8=Manually Create Batch  F10=Auto Create Batch  F6=Print

```

3. Press <F8> (Manually Create Batch). The Edit Shelf Label Batch screen appears.

```

GSTRETR   ADD   Creative Data Research           2/05/07 14:50:47
                Edit Shelf Label Batch
Batch 7165 Retail  BarCode  UPC U/M  Whs      Changed by:
Cust                                     Entered

                Label1 Label2 Label3 Label4          4X13 labels per sheet.
D=Delete request C=Copy a Line
? Line  Item  Item  Item  Item
   0
   0
   0
   0
   0
   0
   0
   0
   0
   0
   0
   0
   0
   0

F3=Exit  F7=Update & Exit

```

4. If label version 2 is not used, enter *Y* (yes) or *N* (no) for the **Retail** (1,a) field to designate if retail prices are printed on the labels. Retail prices cannot be printed on version 2, and are not printed on other versions if the **Retail** field is left blank.
5. If label version 2, 3 or 6 is used, designate which UPC numbers are printed on the labels by entering *1*, *2*, *3* or *4* for the **UPC U/M** (1,n) field. If left blank, the standard selling level's UPC is printed.
6. Enter a warehouse code for the **Whs** (6,a) field.
7. Enter the desired customer number for the **Customer** (6,n) field, or press <F4> to select a number from the Select Customer Master screen.
8. Enter item numbers for the **Item** (6,n) fields to designate which items are included in the batch.
9. Press <F7> (Update & Exit) when data entry is complete.

GSTRETR		ADD	Creative Data Research				2/05/07 16:07:59	
			Edit Shelf Label Batch					
Batch	7176	Retail Y	BarCode	UPC U/M	2	Whs 1	Changed by:	
Cust	42713	STOP AND GO BARTLETT					Entered	
		Label1	Label2	Label3	Label4	4X13 labels per sheet.		
D=Delete	request	C=Copy	a	Line				
? Line	Item	Item	Item	Item				
1	659100	992942	220060	220041				
2	901959	659200	151307	223380				
3	220033	659300	992943	220579				
4	220578	220392	223392	659400				
5	151305	220031	659500	992946				
6	659700	220034	992944	223039				
7	901047	901017	901005	901021				
8	659800	151306	223394	220032				
9	992945	223393	220949	992681				
10	992682	220038	220036	659001				
11	659100	992942	220060	220041				
12	901959	659200	151307	223380				
13	220033	659300	992943	220579				
F3=Exit		F7=Update & Exit						

10. Press <Enter> when prompted to confirm. The Work With Shelf Labels screen appears.

For information about printing the labels, refer to Printing Retail Shelf Labels below.

To review or change a retail shelf label batch before printing the labels, refer to Editing Shelf Label Batch Records below. Refer to Copying Retail Shelf Label Batches for information about copying batch records for the same or another customer.

Editing Shelf Label Batch Records

The instructions below describe using the Edit Shelf Label Batch screen to change shelf label batch records.

```

User: JEANNINE           Menu:LBLCV1           Date: 5/28/08

===== > L A B E L   M E N U <=====
=====
|||||
THE   ||           1. Warehouse Bin Label
DAC   ||           2. Retail Shelf Label
SYSTEM ||         3. Customer Address Label
|||||           4. Vendor Address Label
|||||           5. Work With Retail Label Batches
|||||           6. Work With Bin Label Batches

                                M E N U   C A L L S
19.                                20.
22.                                23. Dac Main Menu           21.
                                90. Sign Off

=====
COPYRIGHT @1992-2004@ Creative Data Research, Inc.

==>

```

1. Select option 5 (Work With Retail Label Batches) from the Label Menu screen. The Work With Shelf Labels screen appears.

```

GSTQDFR   DISPLAY Creative Data Research, Inc.           5/28/08 10:50:10
                                Work with Shelf Labels
Batch User Id  Date  Cust # Whs.  Source Status
                                Label Version 1
                                Customer Info Y/N Y

Type options, press Enter.
2=Edit Batch  E=Edit Batch Desc.  P=Mark for Print  U=Unmark  C=Copy
? User ID  Date  Cust #  Name  Src Sts
JEANNINE  5/06/08 100802 CRANKY CORNER QUICK STOP  F  C
Batch Description: Future Price Change Batch
JEANNINE  5/28/08 800237 DANNY & CLYDE'S FOOD STORE #20  C  C
Batch Description:

F3=Exit  F8=Manually Create Batch  F10=Auto Create Batch  F6=Print

```

2. After locating the desired shelf label batch record in the screen's list (use <Page Down> if necessary), and enter 2 (Edit Batch) in the selection column next to the username.

```

GSTQDFR   DISPLAY Creative Data Research, Inc.           5/28/08 10:50:10
                Work with Shelf Labels
Batch User Id  Date  Cust # Whs.   Source  Status
                Label Version 1
                Customer Info Y/N Y

Type options, press Enter.
2=Edit Batch  E=Edit Batch Desc.  P=Mark for Print  U=Unmark  C=Copy
? User ID   Date   Cust #   Name
  JEANNINE  5/06/08 100802 CRANKY CORNER QUICK STOP      F  C
      Batch Description: Future Price Change Batch
2 JEANNINE  5/28/08 800237 DANNY & CLYDE'S FOOD STORE #20      C  C
      Batch Description:

F3=Exit  F8=Manually Create Batch  F10=Auto Create Batch  F6=Print

```

3. Press <Enter>. The Edit Shelf Label Batch screen appears.

```

GSTRETR   CHANGE Creative Data Research, Inc.           5/28/08 10:50:53
                Edit Shelf Label Batch
Batch 562 Retail N BarCode E UPC U/M 2 Whs           Changed by: JEANNINE
Cust 800237 DANNY & CLYDE'S FOOD STORE #20           Entered 5/28/08

                Label1 Label2 Label3 Label4           4X13 labels per sheet.
D=Delete request C=Copy a Line
? Line  Item      Item      Item      Item
  1 418950 439635 439397 439394
  2 439393 403078 439336
  0
  0
  0
  0
  0
  0
  0
  0
  0
  0
  0
  0

F3=Exit  F7=Update & Exit  F11=Delete

```

4. To copy a line of item numbers, enter C (Copy A Line) in the selection column next to the line, and press <Enter>. The Copy Batch Detail Lines screen appears.

```

GSUBPVR   ENTER Creative Data Research, Inc.           5/28/08 10:53:57
                Copy Batch Detail Lines

Type choices, press Enter.

Batch Line  Item 1  Item 2  Item 3  Item 4
562   2  418950 439635 439397 439394

Number of times to copy line ?

F3=Exit  F10=Process

```

Enter a number for the **Number of Times To Copy Line** field, press <Field Exit>, press <F10>, and press <Enter> when prompted to confirm. The Edit Shelf Label Batch screen appears.

```

GSTRETR  CHANGE  Creative Data Research, Inc.          5/28/08 11:00:57
                                Edit Shelf Label Batch
Batch 562 Retail N BarCode E UPC U/M 2 Whs          Changed by: JEANNINE
Cust 800237 DANNY & CLYDE'S FOOD STORE #20          Entered 5/28/08

          Label1 Label2 Label3 Label4              4X13 labels per sheet.
D=Delete request C=Copy a Line
? Line  Item  Item  Item  Item
  1  418950 439635 439397 439394
  2  439393 403078 439336
  3  418950 439635 439397 439394
  4  418950 439635 439397 439394
  5  418950 439635 439397 439394
  6  418950 439635 439397 439394
  7  418950 439635 439397 439394
  8  418950 439635 439397 439394
  9  418950 439635 439397 439394
 10  418950 439635 439397 439394
 11  418950 439635 439397 439394
 12  418950 439635 439397 439394
    0

F3=Exit  F7=Update & Exit  F11=Delete

```

5. If necessary, change or add new item numbers to the lines of the shelf label batch record.
6. Enter *D* (Delete Request) in the selection column next to a line of item numbers to mark it for deletion.
7. Press <F7> (Update & Exit) when data entry is complete.

```

GSTRETR  CHANGE  Creative Data Research, Inc.          5/28/08 11:07:23
                                Edit Shelf Label Batch
Batch 562 Retail N BarCode E UPC U/M 2 Whs          Changed by: JEANNINE
Cust 800237 DANNY & CLYDE'S FOOD STORE #20          Entered 5/28/08

          Label1 Label2 Label3 Label4              4X13 labels per sheet.
D=Delete request C=Copy a Line
? Line  Item  Item  Item  Item
  1  418950 439635 439397 439394
  3  418950 439635 439397 439394
  4  418950 439635 439397 439394
  5  418950 439635 439397 439394
  6  418950 439635 439397 439394
  7  418950 439635 439397 439394
  8  418950 439635 439397 439394
  9  418950 439635 439397 439394
  0
  0
  0
  0
  0

F3=Exit  F7=Update & Exit  F11=Delete

CONFIRM: Y (Y/N)

```

8. Press <Enter> when prompted to confirm. The Work With Shelf Labels screen appears.

Refer to Printing Retail Shelf Labels below for information about printing the labels.

Copying Shelf Label Batch Records

The instructions below describe using the Work With Shelf Labels screen to copy shelf label batch records for the same or another customer. After the records are copied, users can edit the records if necessary before printing the labels.

```
User: JEANNINE          Menu:LBLCV1          Date: 5/28/08

===== > L A B E L    M E N U <=====
=====
|||||
THE    ||          1. Warehouse Bin Label
DAC    ||          2. Retail Shelf Label
SYSTEM ||          3. Customer Address Label
|||||  ||          4. Vendor Address Label
|||||  ||          5. Work With Retail Label Batches
|||||  ||          6. Work With Bin Label Batches

                                M E N U   C A L L S
19.                                20.                                21.
22.                                23. Dac Main Menu          90. Sign Off

=====
COPYRIGHT @1992-2004@ Creative Data Research, Inc.
==>
```

1. Select option 5 (Work With Retail Label Batches) from the Label Menu screen. The Work With Shelf Labels screen appears.

```
GSTQDFR  DISPLAY Creative Data Research, Inc.          5/28/08 10:17:15
Work with Shelf Labels
Batch User Id  Date  Cust # Whs.  Source Status          Label Version 1
                                                Customer Info Y/N Y

Type options, press Enter.
2=Edit Batch  E=Edit Batch Desc.  P=Mark for Print  U=Unmark  C=Copy
? User ID  Date  Cust #          Name          Src Sts
JEANNINE  5/06/08 100802 CRANKY CORNER QUICK STOP          F  C
Batch Description: Future Price Change Batch

F3=Exit  F8=Manually Create Batch  F10=Auto Create Batch  F6=Print
```

2. After locating the desired shelf label batch record in the screen's list (use <Page Down> if necessary), enter C (Copy) in the selection column next to the username.

```

GSTQDFR   DISPLAY Creative Data Research, Inc.           5/28/08 10:17:15
                Work with Shelf Labels
Batch User Id  Date  Cust # Whs.   Source  Status
                Label Version 1
                Customer Info Y/N C

Type options, press Enter.
2=Edit Batch  E=Edit Batch Desc.  P=Mark for Print  U=Unmark  C=Copy
? User ID   Date   Cust #         Name           Src Sts
C JEANNINE  5/06/08 100802  CRANKY CORNER QUICK STOP      F   C
                Batch Description: Future Price Change Batch

F3=Exit  F8=Manually Create Batch  F10=Auto Create Batch  F6=Print

```

3. Press <Enter>. The Prompt To Copy Batch screen appears.

```

GST7PVR   ENTER   Creative Data Research, Inc.           5/28/08 10:24:56
                Prompt To Copy Batch

Type choices, press Enter.

Label Batch Number      478

Copy to Customer Number 100802

F3=Exit  F10=Copy

```

4. If the shelf label batch records are being copied for another customer, enter the desired customer number for the **Copy To Customer Number** field, or press <F4> to select the new customer number from the Select Customer Master screen.

5. Press <F10> (Copy).

```

GST7PVR   ENTER   Creative Data Research, Inc.           5/28/08 10:27:19
                Prompt To Copy Batch

Type choices, press Enter.

Label Batch Number      478

Copy to Customer Number 800237

F3=Exit  F10=Copy

CONFIRM: Y (Y/N)

```

6. Press <Enter> when prompted to confirm.
7. Repeat the previous steps to continue copying the batch records, or press <F3> to exit. The Work With Shelf Labels screen appears.

```

GSTQDFR   DISPLAY Creative Data Research, Inc.           5/28/08 10:28:46
                Work with Shelf Labels
Batch User Id  Date  Cust # Whs.  Source  Status
                Label Version 1
                Customer Info Y/N C

Type options, press Enter.
2=Edit Batch  E=Edit Batch Desc.  P=Mark for Print  U=Unmark  C=Copy
? User ID   Date   Cust #   Name                               Src Sts
JEANNINE   5/06/08 100802  CRANKY CORNER QUICK STOP           F   C
Batch Description: Future Price Change Batch
JEANNINE   5/28/08 800237  DANNY & CLYDE'S FOOD STORE #20     C   C
Batch Description:

F3=Exit  F8=Manually Create Batch  F10=Auto Create Batch  F6=Print

```

For information about printing the labels, refer to Printing Retail Shelf Labels below.

To review or change a retail shelf label batch before printing the labels, refer to Editing Shelf Label Batch Records above.

Printing Retail Shelf Labels

The instructions below describe using the Work With Shelf Labels screen to print retail shelf labels after creating shelf label batch records.

```

User: JEANNINE           Menu:LBLCV1           Date: 2/12/07

===== > L A B E L   M E N U <=====
|||||
THE    ||           1. Warehouse Bin Label
DAC    ||           2. Retail Shelf Label
SYSTEM ||           3. Customer Address Label
|||||           4. Vendor Address Label
|||||           5. Work With Retail Label Batches
|||||           6. Work With Bin Label Batches

                                M E N U   C A L L S
19.                                20.                                21.
22.                                23. Dac Main Menu           90. Sign Off

=====
COPYRIGHT @1992-2004@ Creative Data Research, Inc.

==>

```

1. Select option 5 (Work With Retail Label Batches) from the Label Menu screen. The Work With Shelf Labels screen appears.

```

GSTQDFR  DISPLAY Creative Data Research           2/12/07 10:07:35
                                Work with Shelf Labels
Batch User Id  Date  Cust # Whs.  Source Status
                                Label Version 1
                                Customer Info Y/N Y

Type options, press Enter.
2=Edit Batch  E=Edit Batch Desc.  P=Mark for Print  U=Unmark  C=Copy
? User ID  Date  Cust #  Name
JEANNINE  1/15/07  42705 STOP 'N' GO EADS           B  C
      Batch Description: New Items
JEANNINE  2/05/07  42713 STOP AND GO BARTLETT       O  C
      Batch Description: Price Change Feb 2007

F3=Exit  F8=Manually Create Batch  F10=Auto Create Batch  F6=Print

```

2. Enter one of the following values for the **Label Version** (1,a) field and press <Enter>:

- 1, 2, 3, 4, 5, 7, 8 and 9 - These versions are printed on 8-1/2" by 11" sheets consisting of 52 labels, but retail prices cannot be printed on version 2 and bar codes cannot be printed on version 8. All bar codes are type EAN8 except version 4 which is type 3of9, and version 9 which is Plessey.
- 6 - Version 6 is printed on 8-1/2" by 11" sheets consisting of 40 labels with EAN8 bar codes.
- A - Version A is printed on 8-1/2" by 11" sheets consisting of 32 labels with EAN8 bar codes.

3. Enter *Y* for the **Customer Info Y/N** (1,a) field to print the customer's number and name on the last sheet. This field does not appear when version 6 is selected, because customer information always prints with this version.
4. Enter *Y* for the **UMIR** (1,a) field to designate that the retail price be calculated for the item's unit of measure 1 regardless of the unit designated in the retail contract. This field only appears when version 6 is selected.
5. After locating the desired batch record in the screen's list (use <Page Down> if necessary), enter *P* (Mark For Print) in the selection column next to the username.

```

GSTQDFR   DISPLAY Creative Data Research           2/13/07 13:41:35
                Work with Shelf Labels
Batch User Id  Date  Cust # Whs.   Source  Status
                Label Version 1
                Customer Info Y/N Y

Type options, press Enter.
2=Edit Batch  E=Edit Batch Desc.  P=Mark for Print  U=Unmark  C=Copy
? User ID   Date   Cust #   Name
JEANNINE   1/15/07  42705  STOP 'N' GO EADS           B   C
          Batch Description: New Items
P JEANNINE   2/05/07  42713  STOP AND GO BARTLETT       O   C
          Batch Description: Price Change Feb 2007

F3=Exit  F8=Manually Create Batch  F10=Auto Create Batch  F6=Print

```

6. Press <Enter>. The status of *P* appears for the batch record. If necessary, enter *U* (Unmark) in the selection column, and press <Enter> to unmark the batch for printing.

```

GSTQDFR   DISPLAY Creative Data Research           2/13/07 13:45:36
                Work with Shelf Labels
Batch User Id  Date  Cust # Whs.   Source  Status
                Label Version 1
                Customer Info Y/N Y

Type options, press Enter.
2=Edit Batch  E=Edit Batch Desc.  P=Mark for Print  U=Unmark  C=Copy
? User ID   Date   Cust #   Name
JEANNINE   1/15/07  42705  STOP 'N' GO EADS           B   C
          Batch Description: New Items
          JEANNINE   2/05/07  42713  STOP AND GO BARTLETT       O   P
          Batch Description: Price Change Feb 2007

F3=Exit  F8=Manually Create Batch  F10=Auto Create Batch  F6=Print

```

7. After marking the desired batch, press <F6> to print the labels.

```

GSTQDFR   DISPLAY Creative Data Research           2/13/07 13:45:36
                Work with Shelf Labels
Batch User Id   Date   Cust # Whs.   Source   Status
                Label Version 1
                Customer Info Y/N Y

Type options, press Enter.
2=Edit Batch   E=Edit Batch Desc.   P=Mark for Print   U=Unmark   C=Copy
? User ID   Date   Cust #   Name
JEANNINE   1/15/07   42705   STOP 'N' GO EADS           B   C
          Batch Description: New Items
JEANNINE   2/05/07   42713   STOP AND GO BARTLETT       O   P
          Batch Description: Price Change Feb 2007

F3=Exit   F8=Manually Create Batch   F10=Auto Create Batch   F6=Print
Printing Labels ....

```

8. Repeat the previous steps to continue printing labels, or press <F3> to exit. The Label Menu appears.

```

User: JEANNINE           Menu:LBLCV1           Date: 2/13/07

===== > L A B E L   M E N U <=====
|||||||
THE   ||           1. Warehouse Bin Label
DAC   ||           2. Retail Shelf Label
SYSTEM ||         3. Customer Address Label
|||||||           4. Vendor Address Label
|||           5. Work With Retail Label Batches
||           6. Work With Bin Label Batches

M E N U   C A L L S
19.           20.           21.
22.           23. Dac Main Menu   90. Sign Off
=====
COPYRIGHT @1992-2004@ Creative Data Research, Inc.

====>

```

Retail Shelf Label Version 1

Version 1 is printed on 52-label sheets with EAN8 bar codes and UPC numbers.

relative Data Research Top of Page		Retail Shelf Labels		JEANNINE GSTPPFR 2/01/07 16:21:04 Page 1			
GATORADE CITRS COOLER 24/01600 OZ 1.79 2/01/07 5200033500	GATORADE CITRUS COOLER 8/06400 OZ 4.25 2/01/07 5200033836	GATORADE CITRUS 12/32 OZ 0.00 2.25 2/01/07	GATORADE CITRUS 24/16 OZ 0.00 .95 2/01/07	GATORADE DISPLAY .50 2/01/07	GATORADE FRUIT PUNCH 12/03200 OZ 3.25 2/01/07 5200038805	GATORADE FRUIT PUNCH CONC 0.00 12.50 2/01/07	GATORADE FRUIT PUNCH 12/3 0.00 2.25 2/01/07
GATORADE FRUIT PUNCH 24/1 0.00 1.75 2/01/07	GATORADE FRUIT PUNCH 24/101600 OZ 2.25 2/01/07 5200090330	GATORADE FRUIT PUNCH 8/6406400 OZ 4.25 2/01/07 5200033830	GATORADE ICE TEA 12/32 OZ 0.00 1.29 2/01/07	GATORADE ICE TEA 24/16 OZ 0.00 .95 2/01/07	GATORADE LEM/LIME CANS 24 0.00 .50 2/01/07	GATORADE LEMON-LIME 12/32 0.00 2.25 2/01/07	GATORADE LEMON-LIME 12/3203200 OZ .50 2/01/07 520003925
GATORADE LEMON/LIME CONC 0.00 .50 2/01/07	GATORADE LEMON/LIME 24/16 0.00 .95 2/01/07	GATORADE LEMON/LIME 24/1601600 OZ 1.96 2/01/07 5200000310	GATORADE LEMON/LIME 8/64206400 OZ .50 2/01/07 5200033832	GATORADE LEMONADE 24/16201600 OZ .50 2/01/07 5200000340	GATORADE LEMONADE 24/16 0 0.00 .95 2/01/07	GATORADE LEMONADE 8/64Z 06400 OZ .50 2/01/07 5200033833	GATORADE LEVEL 3 TOTE BAG 0.00 .50 2/01/07
GATORADE LT CIT COOLR 12/03200 OZ .50 2/01/07 5200033645	GATORADE LT LEM/LIME 12/303200 OZ .50 2/01/07 5200033643	GATORADE LT LEM/LIME 24/101600 OZ .50 2/01/07 5200030646	GATORADE LT ORANGE 12/3203200 OZ .50 2/01/07 5200033644	GATORADE ORANGE 12/32Z 03200 OZ 2.25 2/01/07 52000003940	GATORADE ORANGE CONC 4/1 0.00 .50 2/01/07	GATORADE ORANGE 12/32 OZ 0.00 .50 2/01/07	GATORADE ORANGE 24/16 OZ 0.00 .50 2/01/07
GATORADE ORANGE 8/64Z CS 06400 OZ .50 2/01/07 5200033831	GATORADE PINK LEMONADE 12/32 .50 2/01/07	GATORADE STATIC CLING 0.00 .50 2/01/07	GATORADE TROP FRUIT 12/3203200 OZ .50 2/01/07 5200032617	GATORADE TROP FRUIT 24/1601600 OZ .50 2/01/07 5200030614	GATORADE TROPICAL FRUIT 1 .50 2/01/07	GATORADE TROPICAL FRUIT 2 0.00 .50 2/01/07	GATORADE XYZ DISPLAY 50.00 2/01/07
GATORADE CITRS COOLER 24/01600 OZ 1.79 2/01/07 5200033500	GATORADE CITRUS COOLER 8/06400 OZ 4.25 2/01/07 5200033836	GATORADE CITRUS 12/32 OZ 0.00 2.25 2/01/07	GATORADE CITRUS 24/16 OZ 0.00 .95 2/01/07	GATORADE DISPLAY .50 2/01/07	GATORADE FRUIT PUNCH 12/03200 OZ 3.25 2/01/07 5200038805	GATORADE FRUIT PUNCH CONC 0.00 12.50 2/01/07	GATORADE FRUIT PUNCH 12/3 0.00 2.25 2/01/07
GATORADE FRUIT PUNCH 24/1 0.00 1.75 2/01/07	GATORADE FRUIT PUNCH 24/101600 OZ 2.25 2/01/07 5200000330	GATORADE FRUIT PUNCH 8/6406400 OZ 4.25 2/01/07 5200033830	GATORADE ICE TEA 12/32 OZ 0.00 1.29 2/01/07	* END OF REPORT **			

Retail Shelf Label Version 2



















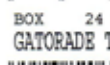

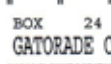

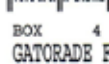
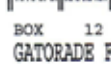




Version 2 is printed on 8-1/2" by 11" sheets consisting of 52 labels with EAN8 bar codes.

Product Name	Quantity	Price	Unit	Product Name	Quantity	Price	Unit	Product Name	Quantity	Price	Unit	Product Name	Quantity	Price	Unit
GATORADE CITRS COOLER 24/	24	0.1600	OZ	GATORADE CITRUS COOLER 8/	8	0.06400	OZ	GATORADE CITRUS 12/32 OZ	12	0.00	BOX	GATORADE CITRUS 24/16 OZ	24	0.00	BOX
6591 0009				9929 4205				2200 6004				2200 4109			
GATORADE DISPLAY	1		DSP	GATORADE FRUIT PUNCH 12/	12	0.03200	OZ	GATORADE FRUIT PUNCH CONC	4	0.00	BOX	GATORADE FRUIT PUNCH 12/3	12	0.00	BOX
9019 5907				6592 0008				1513 0709				2233 8006			
GATORADE FRUIT PUNCH 24/1	8	0.00	CSE	GATORADE FRUIT PUNCH 24/1	24	0.01600	OZ	GATORADE FRUIT PUNCH 8/64	8	0.06400	OZ	GATORADE ICE TEA 12/32 OZ	12	0.00	BOX
2200 3300				6593 0007				9929 4304				2205 7907			
GATORADE ICE TEA 24/16 OZ	24	0.00	BOX	GATORADE LEM/LIME CANS 24	24	0.00	BOX	GATORADE LEMON-LIME 12/32	12	0.00	BOX	GATORADE LEMON-LIME 12/32	12	0.03200	OZ
2205 7808				2203 9200				2233 9201				6594 0006			
GATORADE LEMON/LIME CONC	4	0.00	BOX	GATORADE LEMON/LIME 24/16	24	0.16	OZ	GATORADE LEMON/LIME 24/16	24	0.01600	OZ	GATORADE LEMON/LIME 8/64Z	1	0.06400	OZ
1513 0501				2200 3102				6595 0005				9929 4601			
GATORADE LEMONADE 24/16Z	24	0.01600	OZ	GATORADE LEMONADE 24/16 O	24	0.00	BOX	GATORADE LEMONADE 8/64Z	8	0.06400	OZ	GATORADE LEVEL 3 TOTE BAG	12	0.00	BOX
6597 0003				2200 3409				9929 4403				2230 3905			
GATORADE LT CIT COOLR 12/	12	0.03200	OZ	GATORADE LT LEM/LIME 12/3	12	0.03200	OZ	GATORADE LT LEM/LIME 24/1	24	0.01600	OZ	GATORADE LT ORANGE 12/32Z	12	0.03200	OZ
9010 4701				9010 1700				9010 0505				9010 2103			
GATORADE ORANGE 12/32Z	12	0.03200	OZ	GATORADE ORANGE CONC 4/1	4	0.00	BOX	GATORADE ORANGE 12/32 OZ	12	0.00	BOX	GATORADE ORANGE 24/16 OZ	24	0.00	BOX
6598 0002				1513 0600				2233 9409				2200 3201			
GATORADE ORANGE 8/64Z CS	8	0.06400	OZ	GATORADE PINK LEMONADE 12	12	0.00	BOX	GATORADE STATIC CLING	1	0.00	EA	GATORADE TROP FRUIT 12/32	12	0.03200	OZ
9929 4502				2233 9300				2209 4902				9926 8107			
GATORADE TROP FRUIT 24/16	24	0.01600	OZ	GATORADE TROPICAL FRUIT 1	12	0.00	BOX	GATORADE TROPICAL FRUIT 2	24	0.00	BOX	GATORADE XYZ DISPLAY	1		DSP
9926 8206				2200 3805				2200 3607				6590 0109			
GATORADE CITRS COOLER 24/	24	0.1600	OZ	GATORADE CITRUS COOLER 8/	8	0.06400	OZ	GATORADE CITRUS 12/32 OZ	12	0.00	BOX	GATORADE CITRUS 24/16 OZ	24	0.00	BOX
6591 0009				9929 4205				2200 6004				2200 4109			
GATORADE DISPLAY	1		DSP	GATORADE FRUIT PUNCH 12/	12	0.03200	OZ	GATORADE FRUIT PUNCH CONC	4	0.00	BOX	GATORADE FRUIT PUNCH 12/3	12	0.00	BOX
9019 5907				6592 0008				1513 0709				2233 8006			
GATORADE FRUIT PUNCH 24/1	8	0.00	CSE	GATORADE FRUIT PUNCH 24/1	24	0.01600	OZ	GATORADE FRUIT PUNCH 8/64	8	0.06400	OZ	GATORADE ICE TEA 12/32 OZ	12	0.00	BOX
2200 3300				6593 0007				9929 4304				2205 7907			

END OF REPORT **





















































Retail Shelf Label Version 3

Version 3 is printed on 8-1/2" by 11" sheets consisting of 52 labels with EAN8 bar codes.

Creative Data Research Top of Page	Retail Shelf Labels V3	CVW8PFR	2/01/07 16:31:27 Page	1
BOX 24 01600 OZ GATORADE CITRS COOLER 24/ 1.79  659100	BOX 8 06400 OZ GATORADE CITRUS COOLER 8/ 4.25  992942	BOX 12 0.00 GATORADE CITRUS 12/32 OZ 2.25  220060	BOX 24 0.00 GATORADE CITRUS 24/16 OZ .95  220041	
DSP 1 GATORADE DISPLAY .50  901959	BOX 12 03200 OZ GATORADE FRUIT PUNCH 12/ 3.25  659200	BOX 4 0.00 GATORADE FRUIT PUNCH CONC 12.50  151307	BOX 12 0.00 GATORADE FRUIT PUNCH 12/3 2.25  223380	
CSE 8 0.00 GATORADE FRUIT PUNCH 24/1 1.75  220033	BOX 24 01600 OZ GATORADE FRUIT PUNCH 24/1 2.25  659300	BOX 8 06400 OZ GATORADE FRUIT PUNCH 8/64 4.25  992943	BOX 12 0.00 GATORADE ICE TEA 12/32 OZ 1.29  220579	
BOX 24 0.00 GATORADE ICE TEA 24/16 OZ .95  220578	BOX 24 0.00 GATORADE LEM/LIME CANS 24 .50  220392	BOX 12 0.00 GATORADE LEMON-LIME 12/32 2.25  223392	BOX 12 03200 OZ GATORADE LEMON-LIME 12/32 .50  659400	
BOX 4 0.00 GATORADE LEMON/LIME CONC .50  151305	BOX 24 16 OZ GATORADE LEMON/LIME 24/16 .95  220031	BOX 24 01600 OZ GATORADE LEMON/LIME 24/16 1.96  659500	EA 1 06400 OZ GATORADE LEMON/LIME 8/64Z .50  992946	
BOX 24 01600 OZ GATORADE LEMONADE 24/16Z .50  659700	BOX 24 0.00 GATORADE LEMONADE 24/16 O .95  220034	BOX 8 06400 OZ GATORADE LEMONADE 8/64Z .50  992944	BOX 12 0.00 GATORADE LEVEL 3 TOTEBAG .50  223039	
BOX 12 03200 OZ GATORADE LT CIT COOLR 12/ .50  901047	BOX 12 03200 OZ GATORADE LT LEM/LIME 12/3 .50  901017	BOX 24 01600 OZ GATORADE LT LEM/LIME 24/1 .50  901005	BOX 12 03200 OZ GATORADE LT ORANGE 12/32Z .50  901021	
CS 12 03200 OZ GATORADE ORANGE 12/32Z 2.25  659800	BOX 4 0.00 GATORADE ORANGE CONC 4/1 .50  151306	BOX 12 0.00 GATORADE ORANGE 12/32 OZ .50  223394	BOX 24 0.00 GATORADE ORANGE 24/16 OZ .50  220032	
BOX 8 06400 OZ GATORADE ORANGE 8/64Z CS .50  992945	BOX 12 0.00 GATORADE PINK LEMONADE 12 .50  223393	EA 1 0.00 GATORADE STATIC CLING .50  220949	BOX 12 03200 OZ GATORADE TROP FRUIT 12/32 .50  992681	
BOX 24 01600 OZ GATORADE TROP FRUIT 24/16 .50  992682	BOX 12 0.00 GATORADE TROPICAL FRUIT 1 .50  220038	BOX 24 0.00 GATORADE TROPICAL FRUIT 2 .50  220036	DSP 1 GATORADE XYZ DISPLAY 50.00  659001	
BOX 24 01600 OZ GATORADE CITRS COOLER 24/ 1.79  659100	BOX 8 06400 OZ GATORADE CITRUS COOLER 8/ 4.25  992942	BOX 12 0.00 GATORADE CITRUS 12/32 OZ 2.25  220060	BOX 24 0.00 GATORADE CITRUS 24/16 OZ .95  220041	
DSP 1 GATORADE DISPLAY .50  901959	BOX 12 03200 OZ GATORADE FRUIT PUNCH 12/ 3.25  659200	BOX 4 0.00 GATORADE FRUIT PUNCH CONC 12.50  151307	BOX 12 0.00 GATORADE FRUIT PUNCH 12/3 2.25  223380	
CSE 8 0.00 GATORADE FRUIT PUNCH 24/1 1.75  220033	BOX 24 01600 OZ GATORADE FRUIT PUNCH 24/1 2.25  659300	BOX 8 06400 OZ GATORADE FRUIT PUNCH 8/64 4.25  992943	BOX 12 0.00 GATORADE ICE TEA 12/32 OZ 1.29  220579	

Retail Shelf Label Version 4

Version 4 is printed on 8-1/2" by 11" sheets consisting of 52 labels with 3of9 bar codes.

Creative Data Research Top of Page	Retail Shelf Labels V4	JEANNINE	DCFTFFR	2/01/07 16:32:46 Page
GATORADE CITRS COOLER 24/  659100 24 1.79	GATORADE CITRUS COOLER 8/  992942 8 4.25	GATORADE CITRUS 12/32 OZ  220060 12 2.25	GATORADE CITRUS 24/16 OZ  220041 24 .95	
GATORADE DISPLAY  901959 1 .50	GATORADE FRUIT PUNCH 12/  659200 12 3.25	GATORADE FRUIT PUNCH CONC  151307 4 12.50	GATORADE FRUIT PUNCH 12/3  223380 12 2.25	
GATORADE FRUIT PUNCH 24/1  220033 8 1.75	GATORADE FRUIT PUNCH 24/1  659300 24 2.25	GATORADE FRUIT PUNCH 8/64  992943 8 4.25	GATORADE ICE TEA 12/32 OZ  220579 12 1.29	
GATORADE ICE TEA 24/16 OZ  220578 24 .95	GATORADE LEM/LIME CANS 24  220392 24 .50	GATORADE LEMON-LIME 12/32  223392 12 2.25	GATORADE LEMON-LIME 12/32  659400 12 .50	
GATORADE LEMON/LIME CONC  151305 4 .50	GATORADE LEMON/LIME 24/16  220031 24 .95	GATORADE LEMON/LIME 24/16  659500 24 1.96	GATORADE LEMON/LIME 8/64Z  992946 1 .50	
GATORADE LEMONADE 24/16Z  659700 24 .50	GATORADE LEMONADE 24/16 O  220034 24 .95	GATORADE LEMONADE 8/64Z  992944 8 .50	GATORADE LEVEL 3 TOTE BAG  223039 12 .50	
GATORADE LT CIT COOLR 12/  901047 12 .50	GATORADE LT LEM/LIME 12/3  901017 12 .50	GATORADE LT LEM/LIME 24/1  901005 24 .50	GATORADE LT ORANGE 12/32Z  901021 12 .50	
GATORADE ORANGE 12/32Z  659800 12 2.25	GATORADE ORANGE CONC 4/1  151306 4 .50	GATORADE ORANGE 12/32 OZ  223394 12 .50	GATORADE ORANGE 24/16 OZ  220032 24 .50	
GATORADE ORANGE 8/64Z CS  992945 8 .50	GATORADE PINK LEMONADE 12  223393 12 .50	GATORADE STATIC CLING  220949 1 .50	GATORADE TROP FRUIT 12/32  992681 12 .50	
GATORADE TROP FRUIT 24/16  992682 24 .50	GATORADE TROPICAL FRUIT 1  220038 12 .50	GATORADE TROPICAL FRUIT 2  220036 24 .50	GATORADE XYZ DISPLAY  659001 1 50.00	
GATORADE CITRS COOLER 24/  659100 24 1.79	GATORADE CITRUS COOLER 8/  992942 8 4.25	GATORADE CITRUS 12/32 OZ  220060 12 2.25	GATORADE CITRUS 24/16 OZ  220041 24 .95	
GATORADE DISPLAY  901959 1 .50	GATORADE FRUIT PUNCH 12/  659200 12 3.25	GATORADE FRUIT PUNCH CONC  151307 4 12.50	GATORADE FRUIT PUNCH 12/3  223380 12 2.25	
GATORADE FRUIT PUNCH 24/1  220033 8 1.75	GATORADE FRUIT PUNCH 24/1  659300 24 2.25	GATORADE FRUIT PUNCH 8/64  992943 8 4.25	GATORADE ICE TEA 12/32 OZ  220579 12 1.29	

** END OF REPORT **

Retail Shelf Label Version 5

Version 5 is printed on 52-label sheets with EAN8 bar codes and UPC numbers.

Creative Data Research Top of Page		Retail Shelf Labels V5		JEANNINE DCF0PFR		2/01/07 16:36:16 Page 1	
GATORADE CITRUS COOLER 24/01600 OZ	 1.79 6591 0009 5200033500	GATORADE CITRUS COOLER 8/06400 OZ	 4.25 9929 4205 5200033836	GATORADE CITRUS 12/32 OZ 0.00	 2.25 2200 6004	GATORADE CITRUS 24/16 OZ 0.00	 .95 2200 4109
GATORADE DISPLAY	 .50 9019 5907	GATORADE FRUIT PUNCH 12/03200 OZ	 3.25 6592 0008 5200033805	GATORADE FRUIT PUNCH CONC 0.00	 12.50 1513 0709	GATORADE FRUIT PUNCH 12/3 0.00	 2.25 2233 8006
GATORADE FRUIT PUNCH 24/1 0.00	 1.75 2200 3300	GATORADE FRUIT PUNCH 24/101600 OZ	 2.25 6593 0007 520000330	GATORADE FRUIT PUNCH 8/6406400 OZ	 4.25 9929 4304 5200033830	GATORADE ICE TEA 12/32 OZ 0.00	 1.29 2205 7907
GATORADE ICE TEA 24/16 OZ 0.00	 .95 2205 7808	GATORADE LEM/LIME CANS 24 0.00	 .50 2203 9200	GATORADE LEMON-LIME 12/32 0.00	 2.25 2233 9201	GATORADE LEMON-LIME 12/3203200 OZ	 .50 6594 0006 5200033925
GATORADE LEMON/LIME CONC 0.00	 .50 1513 0501	GATORADE LEMON/LIME 24/16 0.00	 .95 2200 3102	GATORADE LEMON/LIME 24/1601600 OZ	 1.96 6595 0005 520000310	GATORADE LEMON/LIME 8/64206400 OZ	 .50 9929 4601 5200033832
GATORADE LEMONADE 24/16201600 OZ	 .50 6597 0003 5200003340	GATORADE LEMONADE 24/16 0.00	 .95 2200 3409	GATORADE LEMONADE 8/642 06400 OZ	 .50 9929 4403 5200033833	GATORADE LEVEL 3 TOTE BAG 0.00	 .50 2230 3905
GATORADE LT CIT COOLR 12/03200 OZ	 .50 9010 4701 5200033645	GATORADE LT LEM/LIME 12/303200 OZ	 .50 9010 1700 5200033643	GATORADE LT LEM/LIME 24/101600 OZ	 .50 9010 0505 5200030646	GATORADE LT ORANGE 12/3203200 OZ	 .50 9010 2103 5200033644
GATORADE ORANGE 12/322 03200 OZ	 2.25 6598 0002 5200003940	GATORADE ORANGE CONC 4/1 0.00	 .50 1513 0600	GATORADE ORANGE 12/32 OZ 0.00	 .50 2233 9409	GATORADE ORANGE 24/16 OZ 0.00	 .50 2200 3201
GATORADE ORANGE 8/642 CS 06400 OZ	 .50 9929 4502 5200033831	GATORADE PINK LEMONADE 12/32	 .50 2233 9300	GATORADE STATIC CLING 0.00	 .50 2209 4902	GATORADE TROP FRUIT 12/3203200 OZ	 .50 9926 8107 5200032617
GATORADE TROP FRUIT 24/1601600 OZ	 .50 9926 8206 5200030614	GATORADE TROPICAL FRUIT 1	 .50 2200 3805	GATORADE TROPICAL FRUIT 2 0.00	 .50 2200 3607	GATORADE XYZ DISPLAY	 50.00 6590 0109
GATORADE CITRUS COOLER 24/01600 OZ	 1.79 6591 0009 5200033500	GATORADE CITRUS COOLER 8/06400 OZ	 4.25 9929 4205 5200033836	GATORADE CITRUS 12/32 OZ 0.00	 2.25 2200 6004	GATORADE CITRUS 24/16 OZ 0.00	 .95 2200 4109
GATORADE DISPLAY	 .50 9019 5907	GATORADE FRUIT PUNCH 12/03200 OZ	 3.25 6592 0008 5200033805	GATORADE FRUIT PUNCH CONC 0.00	 12.50 1513 0709	GATORADE FRUIT PUNCH 12/3 0.00	 2.25 2233 8006
GATORADE FRUIT PUNCH 24/1 0.00	 1.75 2200 3300	GATORADE FRUIT PUNCH 24/101600 OZ	 2.25 6593 0007 520000330	GATORADE FRUIT PUNCH 8/6406400 OZ	 4.25 9929 4304 5200033830	GATORADE ICE TEA 12/32 OZ 0.00	 1.29 2205 7907

** END OF REPORT **

Retail Shelf Label Version 6

Version 6 is printed on 40-label sheets with EAN8 bar codes and UPC numbers.

relative Data Research		Retail Shelf Labels V6		DCV8PFR	2/01/07 16:39:23	Page	1
\$	1.79	\$	4.25	\$	2.25	\$.95
GATORADE CITRUS COOLER 24/016	5200033500 EA 01600 OZ	GATORADE CITRUS COOLER 8/064	5200033836 EA 06400 OZ	GATORADE CITRUS 12/32 OZ 0.	EA 0.00	GATORADE CITRUS 24/16 OZ 0.	EA 0.00
	65910009		99294205		22006004		22004109
\$.50	\$	3.25	\$	12.50	\$	2.25
GATORADE DISPLAY EQ	90195907	GATORADE FRUIT PUNCH 12/032	5200003805 EA 03200 OZ	GATORADE FRUIT PUNCH CONC 0.	EA 0.00	GATORADE FRUIT PUNCH 12/3 0.	EA 0.00
	90195907		65920008		15130709		22338006
\$	1.75	\$	2.25	\$	4.25	\$	1.29
GATORADE FRUIT PUNCH 24/1 0.	EA 0.00	GATORADE FRUIT PUNCH 24/1016	5200000330 EA 01600 OZ	GATORADE FRUIT PUNCH 8/64064	5200033830 EA 06400 OZ	GATORADE ICE TEA 12/32 OZ 0.	EA 0.00
	22003300		65930007		99294304		22057907
\$.95	\$.50	\$	2.25	\$.50
GATORADE ICE TEA 24/16 OZ 0.	EA 0.00	GATORADE LEM/LIME CANS 24 0.	EA 0.00	GATORADE LEMON-LIME 12/32 0.	EA 0.00	GATORADE LEMON-LIME 12/32032	5200003925 EA 03200 OZ
	22057808		22039200		22339201		65940006
\$.50	\$.95	\$	1.96	\$.50
GATORADE LEMON/LIME CONC 0.	EA 0.00	GATORADE LEMON/LIME 24/16 0.	EA 16 OZ	GATORADE LEMON/LIME 24/16016	5200000310 EA 01600 OZ	GATORADE LEMON/LIME 8/642064	5200033832 EA 06400 OZ
	15130501		22003102		65950005		99294601
\$.50	\$.95	\$.50	\$.50
GATORADE LEMONADE 24/16Z016	5200000340 EA 01600 OZ	GATORADE LEMONADE 24/16 0 0.	EA 0.00	GATORADE LEMONADE 8/64Z 064	5200033833 EA 06400 OZ	GATORADE LEVEL 3 TOTEBAG 0.	EA 0.00
	65970003		22003409		99294403		22303905
\$.50	\$.50	\$.50	\$.50
GATORADE LT CIT COOLR 12/032	5200033645 EA 03200 OZ	GATORADE LT LEM/LIME 12/3032	5200033643 EA 03200 OZ	GATORADE LT LEM/LIME 24/1016	5200030646 EA 01600 OZ	GATORADE LT ORANGE 12/322032	5200033644 EA 03200 OZ
	90104701		90101700		90100505		90102103
\$	2.25	\$.50	\$.50	\$.50
GATORADE ORANGE 12/32Z 032	5200003940 EA 03200 OZ	GATORADE ORANGE CONC 4/1 0.	EA 0.00	GATORADE ORANGE 12/32 OZ 0.	EA 0.00	GATORADE ORANGE 24/16 OZ 0.	EA 0.00
	65980002		15130600		22339409		22003201
\$.50	\$.50	\$.50	\$.50
GATORADE ORANGE 8/64Z CS 064	5200033831 EA 06400 OZ	GATORADE PINK LEMONADE 12/32	EA 0.00	GATORADE STATIC CLING 0.	EA 0.00	GATORADE TROP FRUIT 12/322032	5200032617 EA 03200 OZ
	99294502		22339300		22094902		99268107
\$.50	\$.50	\$.50	\$	50.00
GATORADE TROP FRUIT 24/16016	5200030614 EA 01600 OZ	GATORADE TROPICAL FRUIT 1	EA 0.00	GATORADE TROPICAL FRUIT 2 0.	EA 0.00	GATORADE XYZ DISPLAY	EA
	99268206		22003805		22003607		65900109

Retail Shelf Label Version 7

Version 7 is printed on 8-1/2" by 11" sheets consisting of 52 labels with EAN8 bar codes.

Creative Data Research Top of Page	Retail Shelf Labels V7	GWJXPPFR	2/01/07 16:42:43 Page	1
BOX 24 01600 OZ GATORADE CITRS COOLER 24/ 1.79 659100	BOX 8 06400 OZ GATORADE CITRUS COOLER 8/ 4.25 992942	BOX 12 0.00 GATORADE CITRUS 12/32 OZ 2.25 220060	BOX 24 0.00 GATORADE CITRUS 24/16 OZ .95 220041	
DSP 1 GATORADE DISPLAY .50 901959	BOX 12 03200 OZ GATORADE FRUIT PUNCH 12/ 3.25 659200	BOX 4 0.00 GATORADE FRUIT PUNCH CONC 12.50 151307	BOX 12 0.00 GATORADE FRUIT PUNCH 12/3 2.25 223380	
CSE 8 0.00 GATORADE FRUIT PUNCH 24/1 1.75 220033	BOX 24 01600 OZ GATORADE FRUIT PUNCH 24/1 2.25 659300	BOX 8 06400 OZ GATORADE FRUIT PUNCH 8/64 4.25 992943	BOX 12 0.00 GATORADE ICE TEA 12/32 OZ 1.29 220579	
BOX 24 0.00 GATORADE ICE TEA 24/16 OZ .95 220578	BOX 24 0.00 GATORADE LEM/LIME CANS 24 .50 220392	BOX 12 0.00 GATORADE LEMON-LIME 12/32 2.25 223392	BOX 12 03200 OZ GATORADE LEMON-LIME 12/32 .50 659400	
BOX 4 0.00 GATORADE LEMON/LIME CONC .50 151305	BOX 24 16 OZ GATORADE LEMON/LIME 24/16 .95 220031	BOX 24 01600 OZ GATORADE LEMON/LIME 24/16 1.96 659500	EA 1 06400 OZ GATORADE LEMON/LIME 8/64Z .50 992946	
BOX 24 01600 OZ GATORADE LEMONADE 24/16Z .50 659700	BOX 24 0.00 GATORADE LEMONADE 24/16 O .95 220034	BOX 8 06400 OZ GATORADE LEMONADE 8/64Z .50 992944	BOX 12 0.00 GATORADE LEVEL 3 TOTEBAG .50 223039	
BOX 12 03200 OZ GATORADE LT CIT COOLR 12/ .50 901047	BOX 12 03200 OZ GATORADE LT LEM/LIME 12/3 .50 901017	BOX 24 01600 OZ GATORADE LT LEM/LIME 24/1 .50 901005	BOX 12 03200 OZ GATORADE LT ORANGE 12/32Z .50 901021	
CS 12 03200 OZ GATORADE ORANGE 12/32Z 2.25 659800	BOX 4 0.00 GATORADE ORANGE CONC 4/1 .50 151306	BOX 12 0.00 GATORADE ORANGE 12/32 OZ .50 223394	BOX 24 0.00 GATORADE ORANGE 24/16 OZ .50 220032	
BOX 8 06400 OZ GATORADE ORANGE 8/64Z CS .50 992945	BOX 12 0.00 GATORADE PINK LEMONADE 12 .50 223393	EA 1 0.00 GATORADE STATIC CLING .50 220949	BOX 12 03200 OZ GATORADE TROP FRUIT 12/32 .50 992681	
BOX 24 01600 OZ GATORADE TROP FRUIT 24/16 .50 992682	BOX 12 0.00 GATORADE TROPICAL FRUIT 1 .50 220038	BOX 24 0.00 GATORADE TROPICAL FRUIT 2 .50 220036	DSP 1 GATORADE XYZ DISPLAY 50.00 659001	
BOX 24 01600 OZ GATORADE CITRS COOLER 24/ 1.79 659100	BOX 8 06400 OZ GATORADE CITRUS COOLER 8/ 4.25 992942	BOX 12 0.00 GATORADE CITRUS 12/32 OZ 2.25 220060	BOX 24 0.00 GATORADE CITRUS 24/16 OZ .95 220041	
DSP 1 GATORADE DISPLAY .50 901959	BOX 12 03200 OZ GATORADE FRUIT PUNCH 12/ 3.25 659200	BOX 4 0.00 GATORADE FRUIT PUNCH CONC 12.50 151307	BOX 12 0.00 GATORADE FRUIT PUNCH 12/3 2.25 223380	
CSE 8 0.00 GATORADE FRUIT PUNCH 24/1 1.75 220033	BOX 24 01600 OZ GATORADE FRUIT PUNCH 24/1 2.25 659300	BOX 8 06400 OZ GATORADE FRUIT PUNCH 8/64 4.25 992943	BOX 12 0.00 GATORADE ICE TEA 12/32 OZ 1.29 220579	

Retail Shelf Label Version 8

Version 8 is printed on 8-1/2" by 11" sheets consisting of 52 labels with no bar codes.

Creative Data Research Top of Page		Retail Shelf Labels V8		GWJ4PFR		2/01/07 16:45:33 Page 1	
BOX 24 01600 OZ GATORADE CITRUS COOLER 24/ 659100 1.79	BOX 8 06400 OZ GATORADE CITRUS COOLER 8/ 992942 4.25	BOX 12 0.00 GATORADE CITRUS 12/32 OZ 220060 2.25	BOX 24 0.00 GATORADE CITRUS 24/16 OZ 220041 .95	DSP 1 GATORADE DISPLAY 901959 .50	BOX 12 03200 OZ GATORADE FRUIT PUNCH 12/ 659200 3.25	BOX 4 0.00 GATORADE FRUIT PUNCH CONC 151307 12.50	BOX 12 0.00 GATORADE FRUIT PUNCH 12/3 223380 2.25
CSE 8 0.00 GATORADE FRUIT PUNCH 24/1 220033 1.75	BOX 24 01600 OZ GATORADE FRUIT PUNCH 24/1 659300 2.25	BOX 8 06400 OZ GATORADE FRUIT PUNCH 8/64 992943 4.25	BOX 12 0.00 GATORADE ICE TEA 12/32 OZ 220579 1.29	BOX 24 0.00 GATORADE ICE TEA 24/16 OZ 220578 .95	BOX 24 0.00 GATORADE LEM/LIME CANS 24 220392 .50	BOX 12 0.00 GATORADE LEMON-LIME 12/32 223392 2.25	BOX 12 03200 OZ GATORADE LEMON-LIME 12/32 659400 .50
BOX 4 0.00 GATORADE LEMON/LIME CONC 151305 .50	BOX 24 16 OZ GATORADE LEMON/LIME 24/16 220031 .95	BOX 24 01600 OZ GATORADE LEMON/LIME 24/16 659500 1.96	EA 1 06400 OZ GATORADE LEMON/LIME 8/64Z 992946 .50	BOX 24 01600 OZ GATORADE LEMONADE 24/16Z 659700 .50	BOX 24 0.00 GATORADE LEMONADE 24/16 O 220034 .95	BOX 8 06400 OZ GATORADE LEMONADE 8/64Z 992944 .50	BOX 12 0.00 GATORADE LEVEL 3 TOTE BAG 223039 .50
BOX 12 03200 OZ GATORADE LT CIT COOLR 12/ 901047 .50	BOX 12 03200 OZ GATORADE LT LEM/LIME 12/3 901017 .50	BOX 24 01600 OZ GATORADE LT LEM/LIME 24/1 901005 .50	BOX 12 03200 OZ GATORADE LT ORANGE 12/32Z 901021 .50	CS 12 03200 OZ GATORADE ORANGE 12/32Z 659800 2.25	BOX 4 0.00 GATORADE ORANGE CONC 4/1 151306 .50	BOX 12 0.00 GATORADE ORANGE 12/32 OZ 223394 .50	BOX 24 0.00 GATORADE ORANGE 24/16 OZ 220032 .50
BOX 8 06400 OZ GATORADE ORANGE 8/64Z CS 992945 .50	BOX 12 0.00 GATORADE PINK LEMONADE 12 223393 .50	EA 1 0.00 GATORADE STATIC CLING 220949 .50	BOX 12 03200 OZ GATORADE TROP FRUIT 12/32 992681 .50	BOX 24 01600 OZ GATORADE TROP FRUIT 24/16 992682 .50	BOX 12 0.00 GATORADE TROPICAL FRUIT 1 220038 .50	BOX 24 0.00 GATORADE TROPICAL FRUIT 2 220036 .50	DSP 1 GATORADE KYZ DISPLAY 659001 50.00
BOX 24 01600 OZ GATORADE CITRUS COOLER 24/ 659100 1.79	BOX 8 06400 OZ GATORADE CITRUS COOLER 8/ 992942 4.25	BOX 12 0.00 GATORADE CITRUS 12/32 OZ 220060 2.25	BOX 24 0.00 GATORADE CITRUS 24/16 OZ 220041 .95	DSP 1 GATORADE DISPLAY 901959 .50	BOX 12 03200 OZ GATORADE FRUIT PUNCH 12/ 659200 3.25	BOX 4 0.00 GATORADE FRUIT PUNCH CONC 151307 12.50	BOX 12 0.00 GATORADE FRUIT PUNCH 12/3 223380 2.25
CSE 8 0.00 GATORADE FRUIT PUNCH 24/1 220033 1.75	BOX 24 01600 OZ GATORADE FRUIT PUNCH 24/1 659300 2.25	BOX 8 06400 OZ GATORADE FRUIT PUNCH 8/64 992943 4.25	BOX 12 0.00 GATORADE ICE TEA 12/32 OZ 220579 1.29				

Retail Shelf Label Version A

Version A is printed on 8-1/2" by 11" sheets consisting of 32 labels with EAN8 bar codes.

Creative Data Research		Retail Shelf Labels V5A		JEANNINE HIBVPFR		6/03/08 14:54:53 Page 1	
Top of Page							
GATORADE CITRUS 32OZ 32 OZ	2.92	GATORADE CITRUS COOLER 8/06400 OZ 06400 OZ	8.86	GATORADE CITRUS 12-COUNT 32 OZ	5.00	GATORADE CITRUS 24/16 OZ 0.00 0.00	2.52
	5200033874		5200033836		33905/05788		33916/05774
GATORADE DISPLAY	25.00	GATORADE FRUIT PUNCH 12/03200 OZ 03200 OZ	.60	GATORADE FRUIT PUNCH CONC 0.00 0.00	8.90	GATORADE FRUIT PUNCH 12/3 0.00 12.00 OZ	3.40
	901945907		5212003805		33977		33805/05789
GATORADE FRUIT PUNCH 24/1 0.00 0.00	2.78	GATORADE FRUIT PUNCH 24/16 OZ. 01600 OZ	2.52	GATORADE CITRUS COOLER 8/06400 OZ 06400 OZ	8.86	GATORADE PINK LEMONADE 12/32 0.00	.54
	022003300029		522		5200033836		33934/05789
GATORADE ICE TEA 24/16 OZ 0.00 0.00	2.36	GATORADE FRUIT PUNCH 12/3 0.00 12.00 OZ	3.40	GATORADE LEMON-LIME 12/32 OZ. 0.00	2.72	GATORADE ORANGE 12/32Z 03200 OZ 03200 OZ	1.62
	05782		33805/05794		33925/05792		520003940
GATORADE LEMON/LIME CONC 0.00 0.00	8.90	GATORADE LEMON/LIME 24/16 16 OZ	2.52	GATORADE LEMON/LIME 24/1601600 OZ 01600 OZ	2.56	GATORADE LEMON/LIME 8/64206400 OZ 06400 OZ	2.36
	33984		33929/05775		520000310		5200033832
GATORADE LEMONADE 24/16Z01600 OZ 01600 OZ	2.70	GATORADE LEMONADE 24/16 0 0.00 0.00	2.14	GATORADE LEMONADE 8/64Z 06400 OZ 06400 OZ	3.00	GATORADE LEVEL 3 TOTE BAG 0.00 0.00	2.96
	5200003340		33939/05779		5200033833		86-303-90
GATORADE LT CIT COOLR 12/03200 OZ 03200 OZ	2.96	GATORADE LT LEM/LIME 12/303200 OZ 03200 OZ	2.96	GATORADE LT LEM/LIME 24/101600 OZ 01600 OZ	2.52	GATORADE LT ORANGE 12/32Z03200 OZ 03200 OZ	2.56
	5200033645		5200033643		5200030646		5200033644
GATORADE ORANGE 12/32Z 03200 OZ 03200 OZ	1.62	GATORADE ORANGE CONC 4/1 0.00 0.00	8.90	GATORADE ORANGE 12/32 OZ 0.00 0.00	2.56	GATORADE ORANGE 24/16 OZ 0.00 0.00	2.52
	5200003940		33955		33940/05795		33938/05776
	65980002		15130600		22339409		22003201